

# SDS SURGE DEFENCE SYSTEM INDUSTRIAL

## MODEL

**SDSIDM230VA54B**

## APPLICATION

- Lightning and transients protector of electrical cabinets, electrical/electronic systems
- Used for suppressions of electrical arcs and line noise
- Designed to provide clean supply voltage for sophisticated equipment

## FEATURES

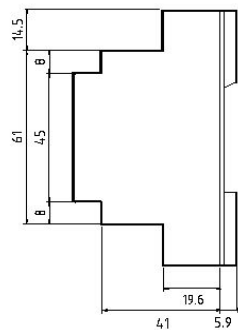
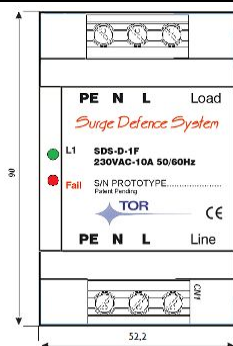
- Unbeatable capability of diverting lightning energy
- Residual protection voltage L-N L-PE < 540Vpk
- Extremely low insertion loss
- Single phase device with protection level status indication
- M3 screws connections
- Differential and Common Mode protection (DM, CM)
- In-line or Shunt connection



## SPECIFICATIONS

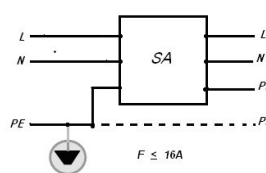
1.	System topology	Single-Phase
2.	Nominal Current (A) - in line	10 Arms
3.	Nominal Current (A) - derivate	no-limit
4.	Nominal line voltage	230Vac +/-10%
5.	Maximum Voltage (L-N L-PE N-PE )	~300 Vac / permanent
6.	Frequency (Hz)	50 ~ 400 Hz
7.	Immunity EN61000-4-5 (DM,CM)	10KV
8.	Nominal Impulsive Current 8/20uS (CM, DM)	5kA
9.	Maximum Impulsive Current 8/20uS (CM, DM)	6,5kA
10.	Voltage Protection Level U <sub>p</sub> @ 5KA (8/20uS)	< 540V (L-N)
11.	Voltage Protection Level U <sub>p</sub> @ 5KA (8/20uS)	< 540V ( L-PE N-PE)
12.	Operative Temperature (°C)	-20 ~ 70°C
13.	Mounting	DIN rail ( EN50022)
14.	Enclosure	3 units DIN43880
15.	Enclosure Material - Standard Colour	Thermoplastic Ral-7035 UL-V0
16.	Protection Class (IEC529)	IP20
17.	Relative Humidity RH	100%
18.	Safety	EN60950 EN61010
19.	Ground Leakage Current	300uA (micro-Ampere)
20.	Marking per LVD	CE
21.	Vibrations	10-55Hz X Y Z 1min sweep <19.6m/sec <sup>2</sup>

## DIMENSIONS

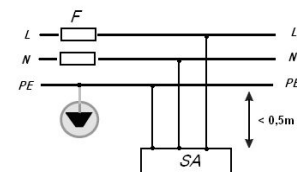


## INSTALLATION

### In-line Connection TT/TN-S



### Derivate Connection TT/TN-S



CODE

DESCRIPTION

VOLTAGE [V]

DIMENSIONS L/H/W [mm]

WEIGHT [Kg]



**SDS**  
**SURGE DEFENCE SYSTEM**  
**INDUSTRIAL**

---

SDSIDM230VA54B	SDS SINGLE-PHASE DIAGNOSTIC LED	230 A.C.	52,5/58/90	0,275
----------------	---------------------------------	----------	------------	-------